

## Campaign Bulletin 100007

**Date:** October 25, 2010  
**Subject:** Jib Boom Pin Replacement

**Models and Serial Numbers Affected:**

S-45: from 2432 to 15722  
S-65: from 654 to 21018 including S6003-1  
S-65TX: from 17768 to 20468  
S-85: from 1 to 8417  
S-105: from 1 to 847  
S-125: from 101 to 2799

**Allowable Hours:** 2 hr

---

**Issue:**

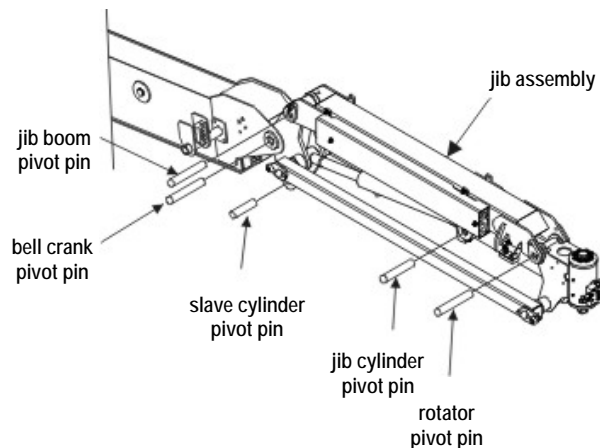
Genie Industries has received a report of a fractured pin in the jib assembly of one of the machines listed above. Although only one of the pins in this assembly was fractured, Genie has determined that all potentially affected pins must be replaced. **If the affected pin fractures, the platform can fall.**

**Action Required:**

This bulletin requires the replacement of the pins in the jib assembly in the locations described below. It also requires replacing the affected pins in your inventory.

**Models:**

S-45: from 2432 to 15722  
S-65: from 654 to 9153 including S6003-1  
S-85: from 1 to 7999  
S-105: from 1 to 847  
S-125: from 101 to 2799

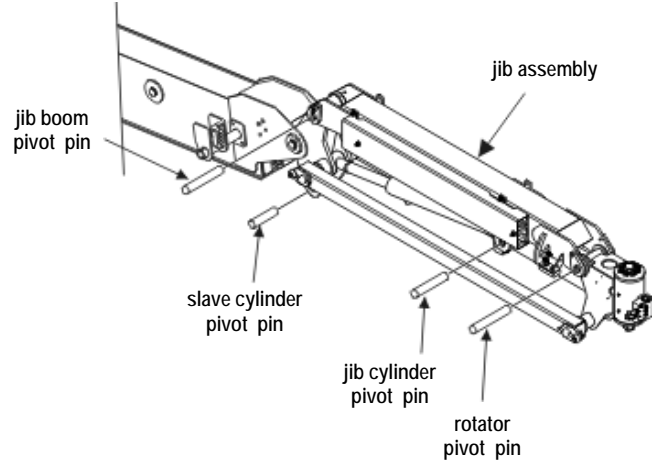


**FAILURE TO COMPLETE THIS BULLETIN MAY  
RESULT IN DEATH OR SERIOUS INJURY.**

Campaign Bulletin 100007

Models:


- S-65 from 9154 to 21018
- S-65TX from 17768 to 20468
- S-85 from 8001 to 8417



1. Locate and discard all pins in inventory with the following part numbers. Contact Genie’s warranty department to receive credit for these pins.

- Genie P/N 30187 (Pivot Pin, 3.2 cm x 13.3 cm)
- Genie P/N 34239 (Pivot Pin, 3.2 cm x 20.00 cm)
- Genie P/N 34241 (Pivot Pin, 3.2 cm x 17.8 cm)
- Genie P/N 34266 (Pivot Pin, 3.2 cm x 24.2 cm)

Note: All of the old pins above can be identified from the new pins by the absence of a “bump” on both ends.



2. Locate all machines within the model and the serial number ranges shown above.
3. Completely fill out the kit Parts Order Form and return to Genie’s Parts Department to receive the Pin Kit for your machine at no cost.

**FAILURE TO COMPLETE THIS BULLETIN MAY  
RESULT IN DEATH OR SERIOUS INJURY.**



## Campaign Bulletin 100007

4. Upon receipt of the kit, replace the pins on your machine using the installation instructions included in the parts kit.

**Replacement of the pins must take place at the next quarterly service interval or within 120 days from receipt of parts, whichever occurs first.**

**Note: Machines affected by this bulletin can remain in service until the bulletin is completed as described above.**

5. Fill out and sign the Completion Form attached with the installation instructions and fax to Genie's warranty department to verify that this campaign bulletin has been completed.

**FAILURE TO COMPLETE THIS BULLETIN MAY  
RESULT IN DEATH OR SERIOUS INJURY.**



## Campaign Bulletin 100007

### Warranty:

The labor and travel miles required to perform this inspection and installation are covered under the provisions of our warranty agreement. Labor for each affected machine will be paid at a rate of \$60.00 U.S. per hour and travel at a rate of \$.50 U.S. per mile, converted into the currency of the appropriate country at the time of payment.

**If you are the owner of an affected machine and are not an authorized Genie dealer, please contact your nearest Genie dealer for assistance with this campaign bulletin. Only Genie Authorized Dealers will be reimbursed for labor or any other costs associated with this bulletin under the provisions of our standard warranty terms and conditions.**

Genie and ANSI requires that the seller of a Genie machine report to Genie the model and serial number of each machine sold, as well as the name, address, and telephone number of the new owner, within 60 days of the sale. OSHA and ANSI also require that the manufacturer's campaign bulletins be completed. It is your responsibility to communicate this important information to all machine owners and applicable branches. If you require additional copies of this bulletin or have any questions, please contact Genie's service department at:

Unites States	800-536-1800
Canada	425-881-1800
Europe	+31 653 221 908
Australia	61 733751660
All other locations	001-425-881-1800

### Enclosures:

- Machine List Report
- New Owner Update Form
- Parts Order Form

**FAILURE TO COMPLETE THIS BULLETIN MAY  
RESULT IN DEATH OR SERIOUS INJURY.**

Genie Industries, Inc., 18340 NE 76th Street Redmond WA 98052, Ph: 800-536-1800, 425-881-1800



## Campaign Bulletin 100007

### New Owner Update Form

(for updating machine owner information only)

Genie and ANSI requires that the seller of a Genie machine report to Genie the model and serial number of each machine sold, as well as the name, address, and telephone number of the new owner, within 60 days of the sale.

- If you have sold a machine, list the complete model and serial number (example: S40-2432 or S6006-13225 or S65TX10-20303 or S8008-7165 or S105-05-257 or S12507-1607) and the name, address and phone number of the new owner.

**New Owner Information:**

	Machine 1	Machine 2	Machine 3
Model*	_____	_____	_____
Serial Number*	_____	_____	_____
Owner Name*	_____	_____	_____
Address 1*	_____	_____	_____
Address 2	_____	_____	_____
City/State/Zip*	_____	_____	_____
Phone Number*	_____	_____	_____
Contact Person	_____	_____	_____

\* *Required fields.*

**Seller Information:**

Date: \_\_\_\_\_

Company Name: \_\_\_\_\_

Account #: \_\_\_\_\_

Address: \_\_\_\_\_

(street) \_\_\_\_\_

(city) \_\_\_\_\_

State, zip code \_\_\_\_\_

Phone #: \_\_\_\_\_

- List any machines that could not be inspected or repaired because of the following:

Model & Serial Number	Scrapped	Exported	Stolen	Others (explain)
_____	-	-	-	_____
_____	-	-	-	_____
_____	-	-	-	_____
_____	-	-	-	_____

**Fax to:**

United States	877-738-7530
Canada	425-498-7530
All other locations	001-425-498-7530



Campaign Bulletin 100007

**Parts Order Form**

Fax this form to Genie Industries to receive the indicated *Pin Kit* for your machine. List the model and serial number of each affected machine.

Model	Serial Range	Kit P/N
S-45	2432 to 15722	T108036
S-65	654 to 9153 including S6003-1	T108036
S-65	9154 to 21018	T108035
S-65TX	17768 to 20468	T108035
S-85	1 to 7999	T108036
S-85	8001 to 8417	T108035
S-105	1 to 847	T108036
S-125	101 to 2799	T108036

- **Please list the complete model and serial number** (example: S40-2432 or S6006-13225 or S65TX10-20303 or S8008-7165 or S10505-257 or S12507-1607).

Model	Serial Number	Kit P/N

Date: \_\_\_\_\_  
 Company Name: \_\_\_\_\_  
 Ordered by: \_\_\_\_\_  
 Account # (If applicable): \_\_\_\_\_  
 Address: \_\_\_\_\_  
 (street): \_\_\_\_\_  
 (city): \_\_\_\_\_  
 (state, zip code): \_\_\_\_\_  
 Phone: \_\_\_\_\_

**Send Parts to: (If you would like to send parts to a different location)**

Company Name: \_\_\_\_\_  
 Attn: \_\_\_\_\_  
 Account # (if applicable): \_\_\_\_\_  
 Address: \_\_\_\_\_  
 (street): \_\_\_\_\_  
 (city): \_\_\_\_\_  
 (state, zip code): \_\_\_\_\_  
 Phone: \_\_\_\_\_

<b>Fax to:</b>	United States	888-274-6192
	Canada	425-556-8659
	All other locations	001-425-556-8659