

2023
Southeast Mine Rescue Contest
Day 1



J.B

**SOUTEAST MINE RESCUE CONTEST
SUPERINTENDENT STATEMENT DAY 1**

March 28, 2023

Thank you for coming to help us. You are located at the fresh air base of the Dandridge #1 mine. This is a very large mine with multiple working sections.

The outby fan is exhausting and ventilating the fresh air base.

The mine has a history of bad roof, water and methane. The mine maps are up to date. We have a competent life line person to give and take life line signals if necessary.

Please find the 4 missing miners that were in this area of the mine that you will be exploring. Thank you and good luck.

PROBLEM DAY 1

YOU HAVE 75 MINUTES TO COMPLETE THE PROBLEM.

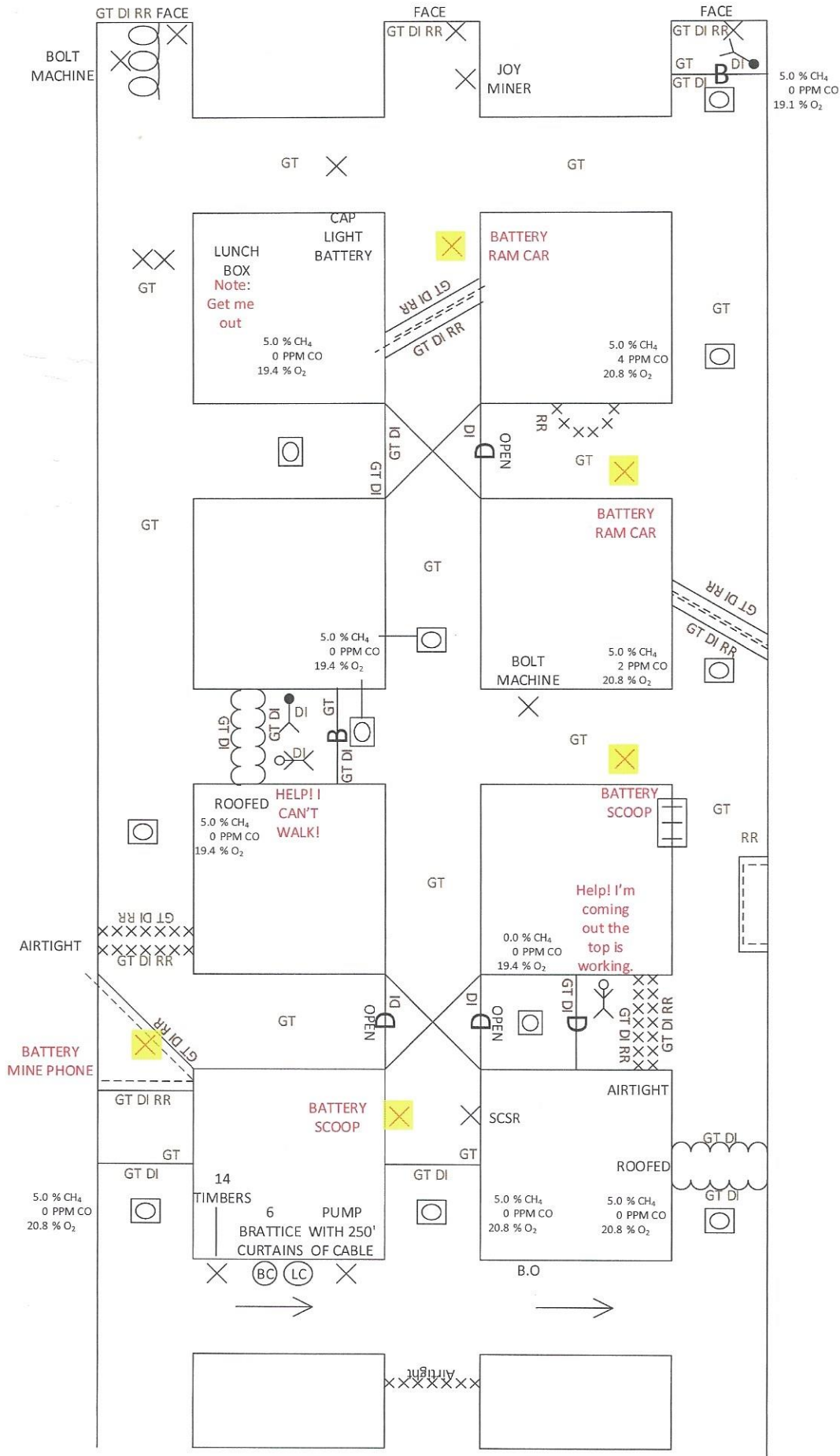
THE FAN IS EXHAUSTING AND IS RUNNING AT THIS TIME AND CAN NOT BE STOPPED, STALLED OR REVERSED. DO NOT STALL THE FAN, AS IT WILL CAUSE DAMAGE TO IT.

ACCOUNT FOR ALL 4 MISSING MINERS THAT ARE IN THE AREA YOU ARE EXPLORING AND BRING SURVIVORS TO THE FAB.

EXPLORE ALL AREAS OF THE MINE THAT CAN BE DONE SAFELY.

THE POWER IS OFF AND WE ARE CURRENTLY WORKING ON IT AND WILL NOTIFY THE TEAM WHEN IT IS WORKING AND READY FOR USE.

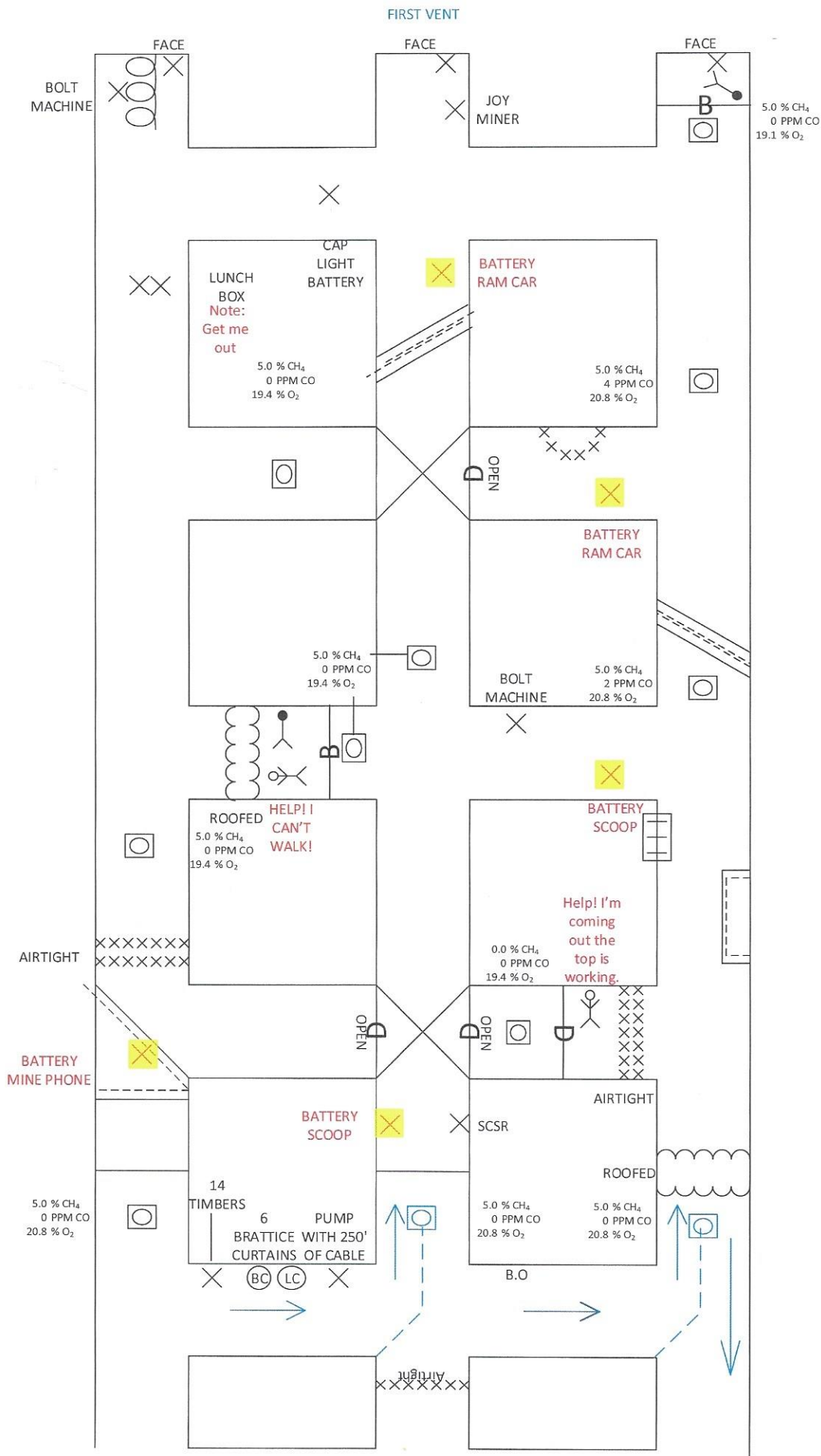
PROBLEM MAP



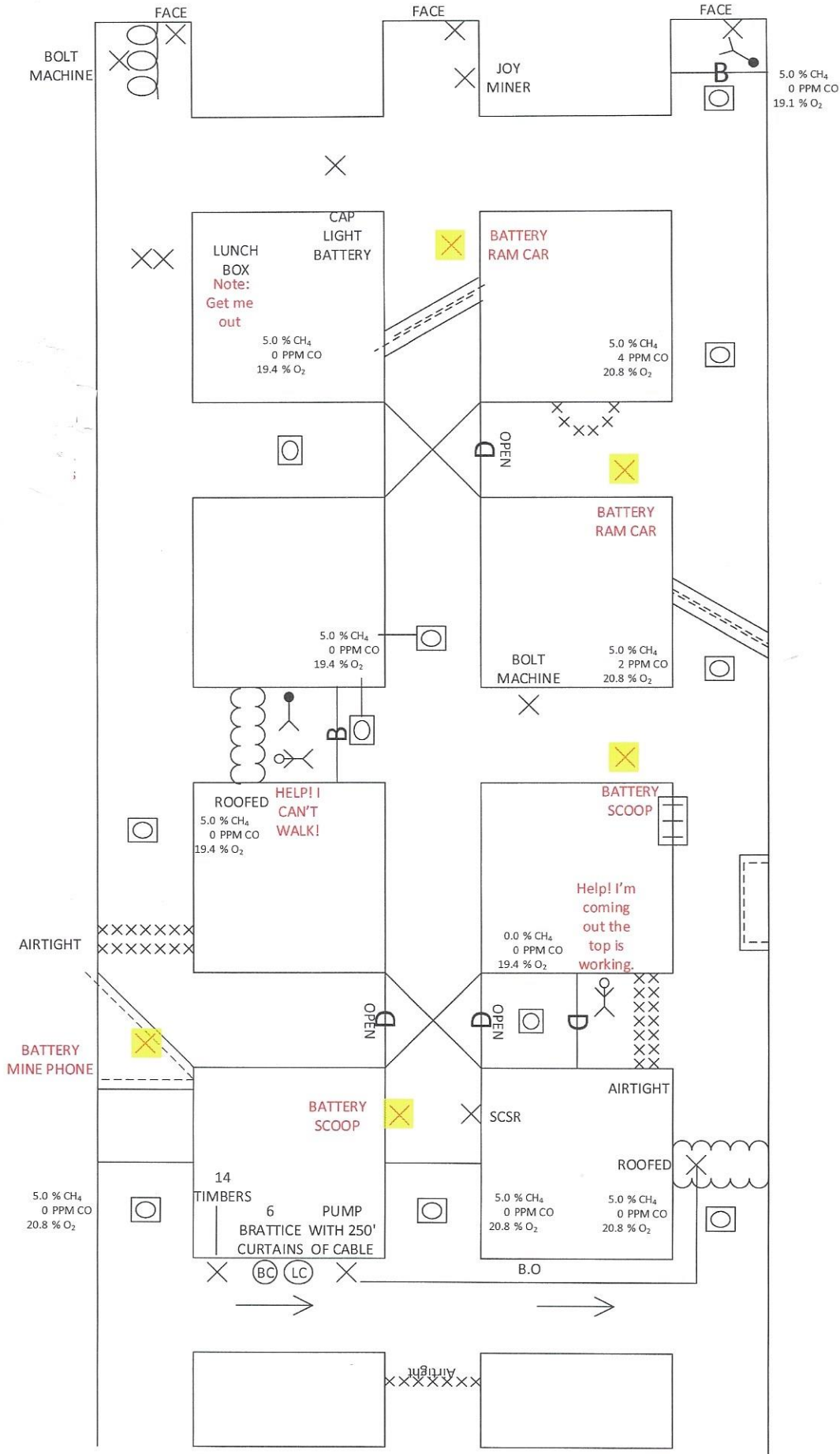
[illegible]

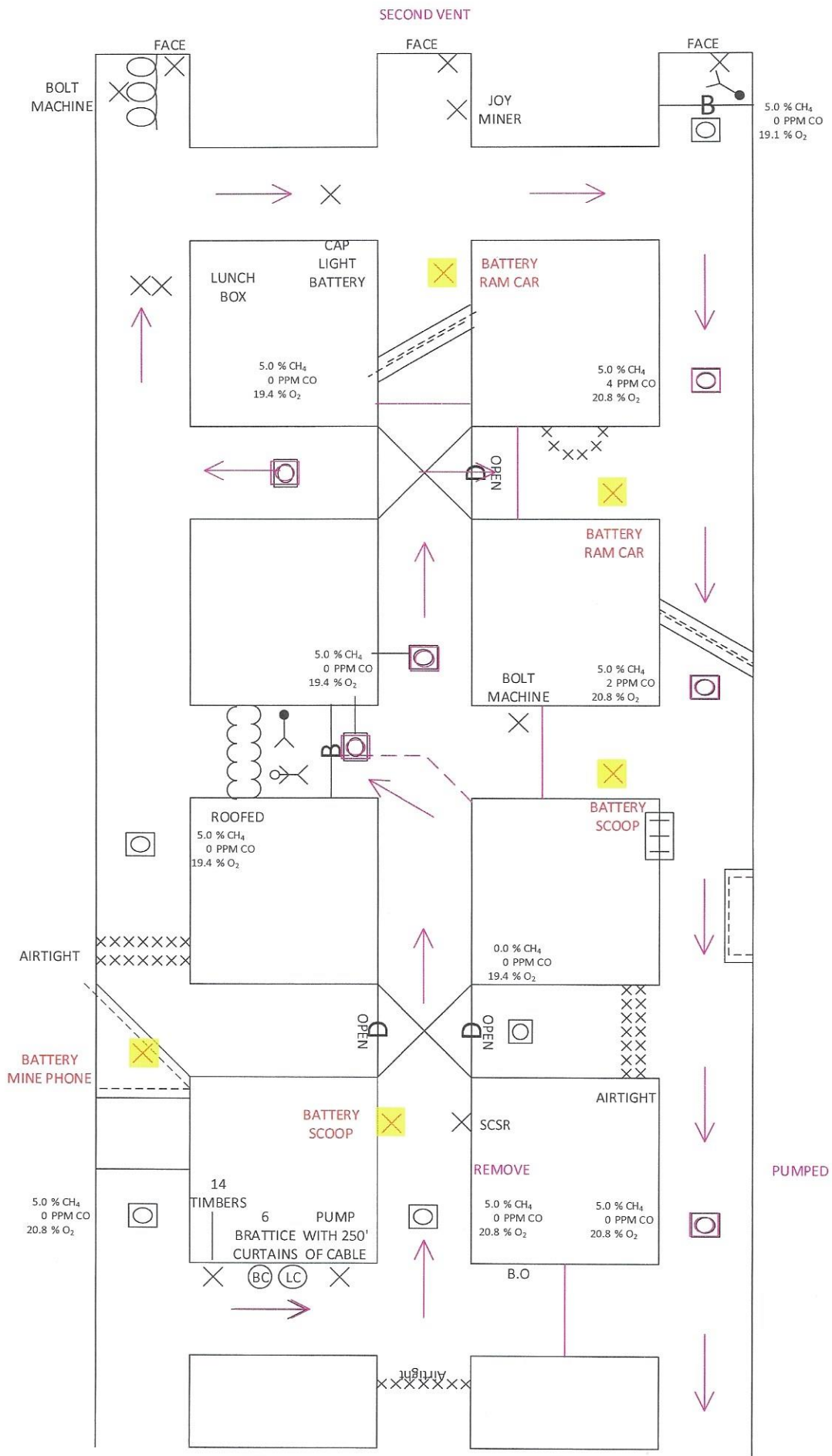
Note: If the team travels to team stop 12 it is delay

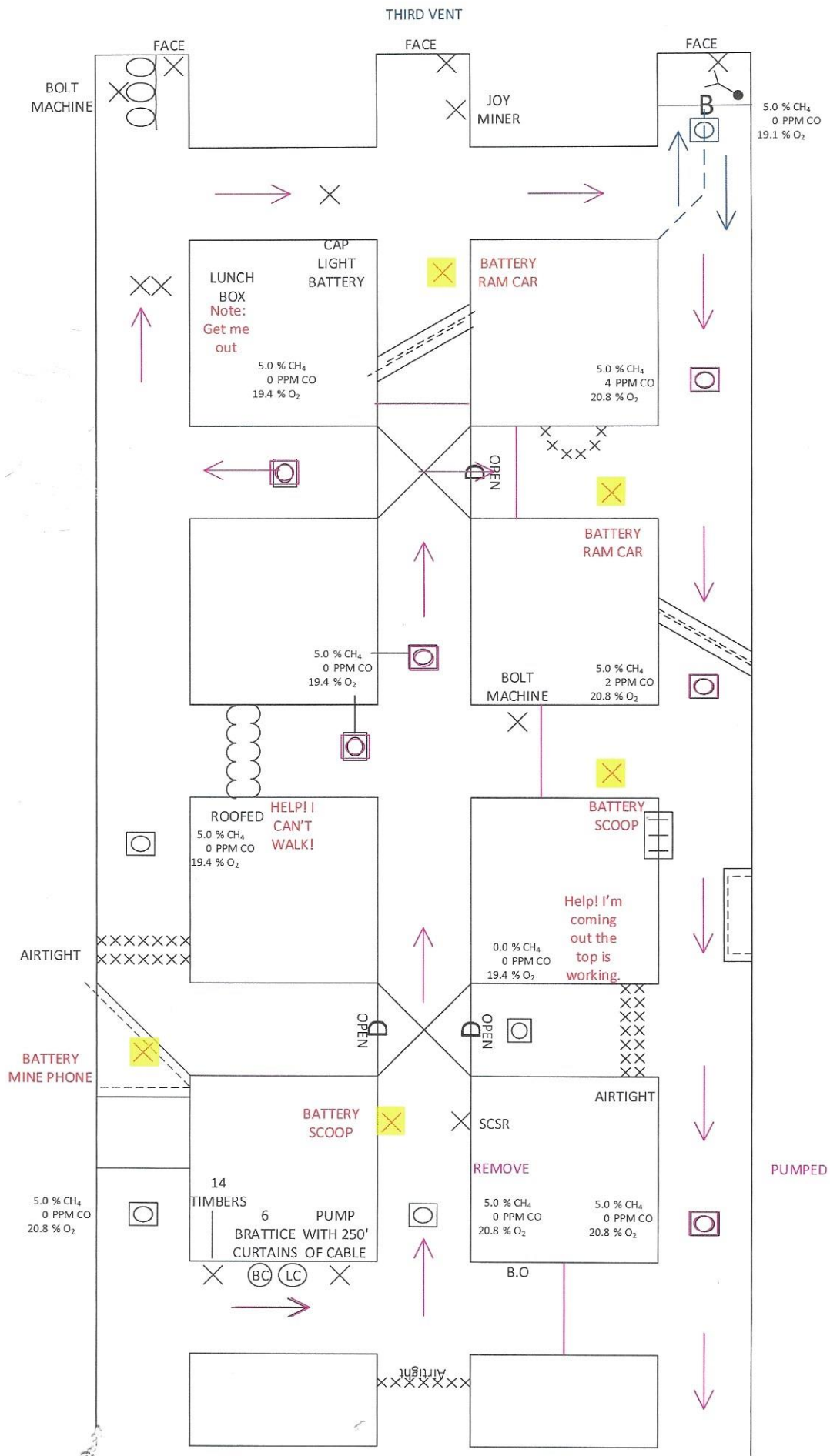
[illegible]



PUMP MAP







SOUTHEAST RESCUE CONTEST DAY 1

JUDGES BRIEFING

Number 1 entry GT DI Airlock GT inby stopping, Team check GT DI RR at unsafe roof.

Number 2 entry GT DI Airlock GT inby stopping.

Number 3 entry GT DI at water roofed.

Ventilation 1

Team Stop 1

DI overcast wall left & right

Inby GT, Cross cut between 1 & 2 GT, Cross cut between 2 & 3 DI GT stopping, when the team checks the stopping the patient reads the statement and then the patient will come through the door of the stoping and the team will map were the patient stops for patients location, touch & assess DI and the team will have to protect the patient because he is now in low 02, GT RR DI caved airtight and then remove the patient to the FAB.

Team Stop 2

GT RR DI unsafe

Inby GT DI RR caved airtight

Team Stop 3

Barricade GT DI

Inby GT

Cross cut between 2 & 3 GT

Team Stop 4

Inby GT RR DI unsafe roof

Outby GT, RR unsafe roof

Team Stop 5

RR GT DI caved airtight between crosscut 2 & 3

Outby GT DI water roofed

Team Stop 6

GT DI overcast wall left DI overcast wall right

Inby GT DI RR unsafe roof

Cross cut between 2 & 3 GT RR caved

Team Stop 7

Inby GT

Outby GT DI RR unsafe roof

Team Stop 8

Crosscut between 2 & 3 GT

Inby GT DI barricade

Team Stop 9

Crosscut between 1 & 2 GT

Inby GT RR DI face

Outby GT RR DI unsafe

Team Stop 10

Outby GT check Lunch Pail

Inby team will need to be online to enter smoke RR DI GT face.

Team Stop 11

Crosscut between 1 & 2 GT DI overcast wall

Outby GT

Note: If the team travels passed this team stop it will be delay.

Pump water

Ventilation 2

Entering barricade between cross cut 1 & 2 GT

Patient Touch Assess DI

Body DI

Water GT DI

Take patient to FAB

Team Stop 12

Crosscut between 1 & 2 GT DI water roofed

Outby GT DI RR caved airtight

Ventilation 3

Entering barricade in #3 heading GT

Touch body DI

RR GT DI face

Return to the FAB

Stop the clock!

Patient 1

Help!

I'm coming out the top
is working!!

Patient 2

Help!
I can't walk!!