



2014  
HARLAN SAFETY DAYS CONTEST  
DAY 2

RB

**HARLAN SAFETY DAYS MINE RESCUE CONTEST**  
**SUPERINTENDENT STATEMENT DAY 2**  
**JULY 24, 2014**

Thank you for coming to help us. You are located at the fresh air base of the Harco #1 mine. The mine has a return air shaft with a fan installed on the surface, it has an intake air shaft with an elevator installed. There is an intake slope into the mine.

This morning 5 miners entered the mine. Around 9:00 am this morning the incident occurred. There was a loud rush of air out the portals and the CO system alarmed. The Responsible Person tried to contact the miners underground but was not able to contact anyone. We reported this to MSHA and contacted mine rescue teams.

The fan is off and can be turned off after it is started, the fan cannot be reversed or stalled due to damage that will be caused to the fan. You must inform the Superintendent when you want the fan started.

The mine has a history of bad roof, water and methane. The mine maps are up to date but does not have the RA location. We have a competent life line person to give and take life line signals if necessary. There are back up and standby teams ready to assist you.

Once your team goes in-by, the Briefing Officer will be stationed in an airtight isolation area and you only will be able to contact him through your communication system.

You will be given two maps you are to denote which one is the Team map and which one is the Briefing Officer map.

Please find the 5 missing miners. Thank you and good luck.

## **PROBLEM**

**ACCOUNT FOR ALL MISSING MINERS  
AND BRING SURVIVORS TO THE  
SURFACE**

**THE FAN IS OFF AND CANNOT BE  
REVERSED OR STALLED DUE TO DAMAGE  
TO THE FAN.**

**EXPLORE ALL AREAS OF THE MINE  
THAT CAN BE DONE SAFELY.**

**YOU CAN ONLY CARRY TWO  
BRATTICE CLOTHS ON THE STRECHTER.**

**YOU HAVE 105 MINUTES TO WORK  
BEFORE BEING REPLACED BY ANOTHER  
TEAM**

# **PATIENT STATEMENT IN BARRICADE**

**HELP! GET ME OUT**

HARLAN SAFETY DAYS MINE RESCUE CONTEST DAY 2  
JUDGES BRIEFING

Slope entry GT DI RR

Team Stop 1

Team Check

Crosscut between 2 & 3 GT

Number 3 entry inby GT RR DI

Team Stop 2

Crosscut between 1 & 2 GT, DI RR

Outby GT DI RR

Inby GT

Team Stop 3

Inby GT

Overcast left GT, DI

Overcast right GT DI

Team Stop 4

Inby GT

Crosscut between 2 & 3 GT

Crosscut between 1 & 2 GT

Team Stop 5

Inby GT, DI

Outby GT

Body Touch DI

Team Stop 6

Crosscut between 2 & 3 GT DI

Outby GT DI RR

Team Stop 7  
Inby GT Body Touch DI  
Outby GT  
Face GT DI RR

Team Stop 8  
Outby GT RR DI  
Face GT DI RR  
Crosscut between 1 & 2 GT DI  
Un-conscious Person Touch, Assess, DI  
Put Apparatus on Person Take to Surface

Team Stop 9  
Crosscut between 2 & 3 GT  
Crosscut between 1 & 2 GT  
Inby Body Touch DI Face GT DI RR

Team Stop 10  
Inby GT DI  
Outby GT DI

Team Stop 11  
Outby GT  
Inby Face GT RR DI

Ventilation 1  
Ventilation 2

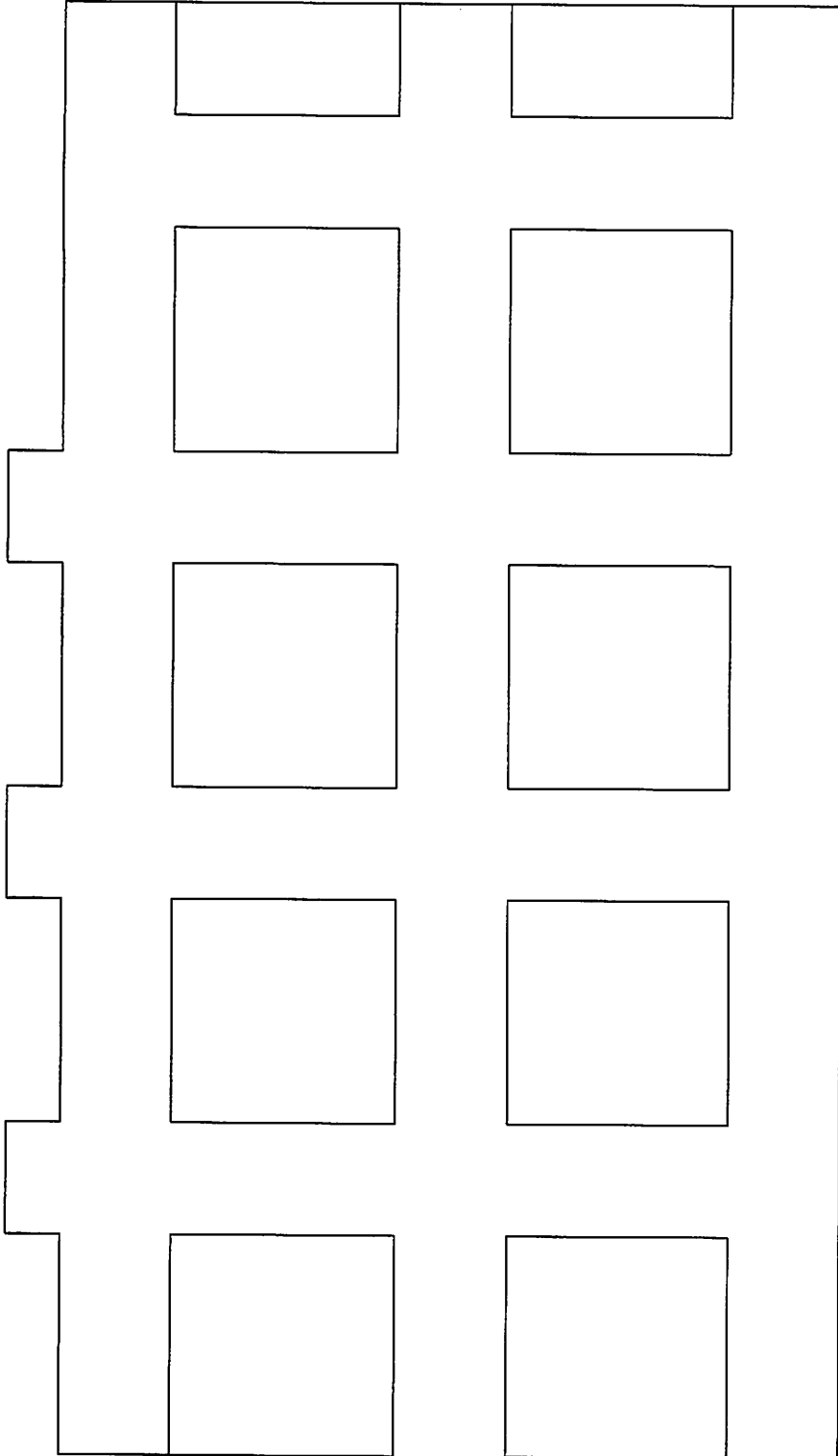
Entering barricade Captain GT  
Conscious Person Touch, Assess, DI Take to Surface  
Face GT RR DI

Timber Through Unsafe Roof RR Inby side  
Team Stop 12  
INBY GT DI RR  
Face GT DI RR  
Outby GT DI

Ventilation Number 3  
Entering barricade Captain GT  
Conscious Person Touch, Assess, DI Take to Surface  
Face GT RR DI

STOP CLOCK

Day 2 Blank Harlan




CC

BO



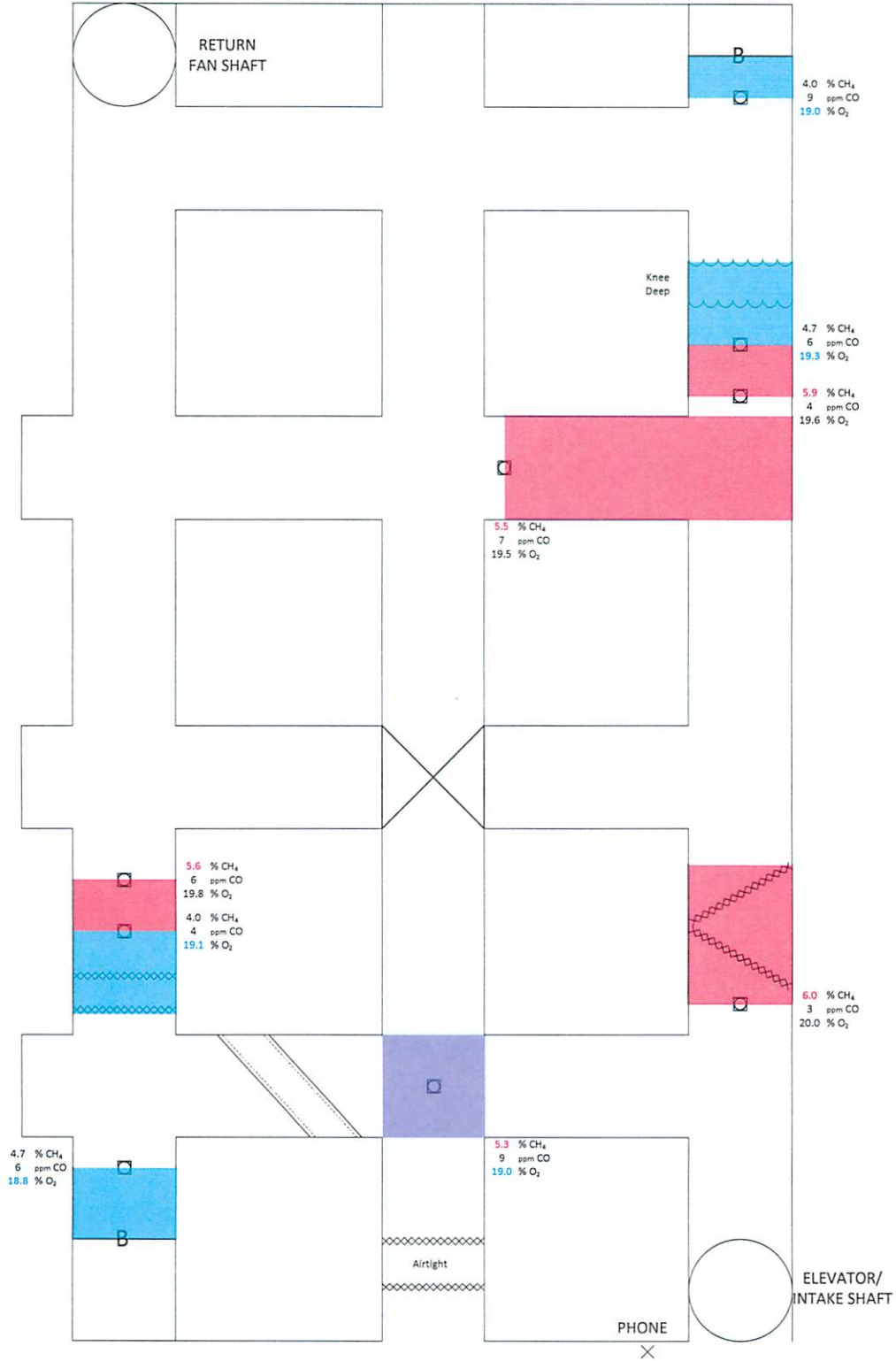
Day 2 Blank Harlan



CC

BO

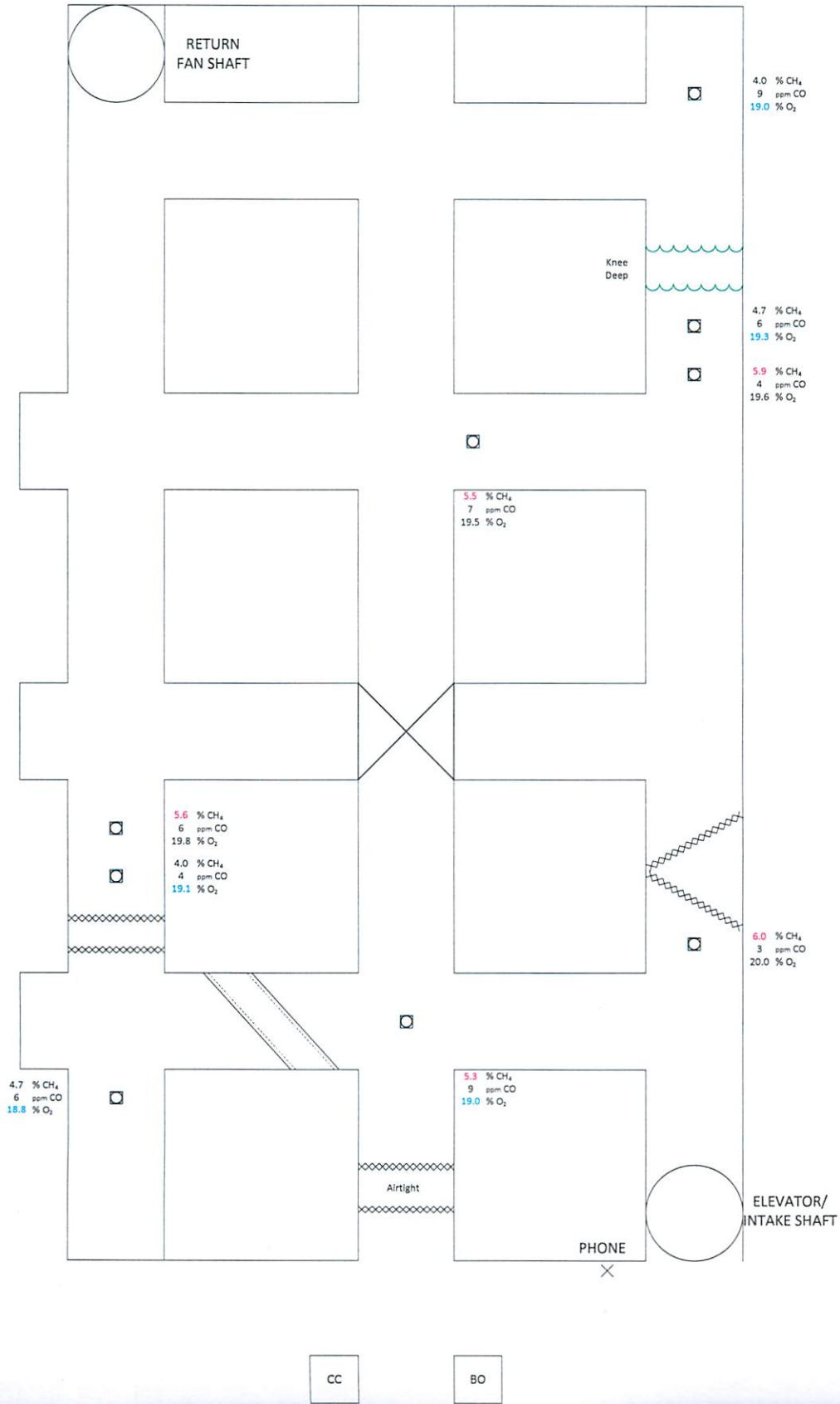
Gas Extent Harlan Day 2



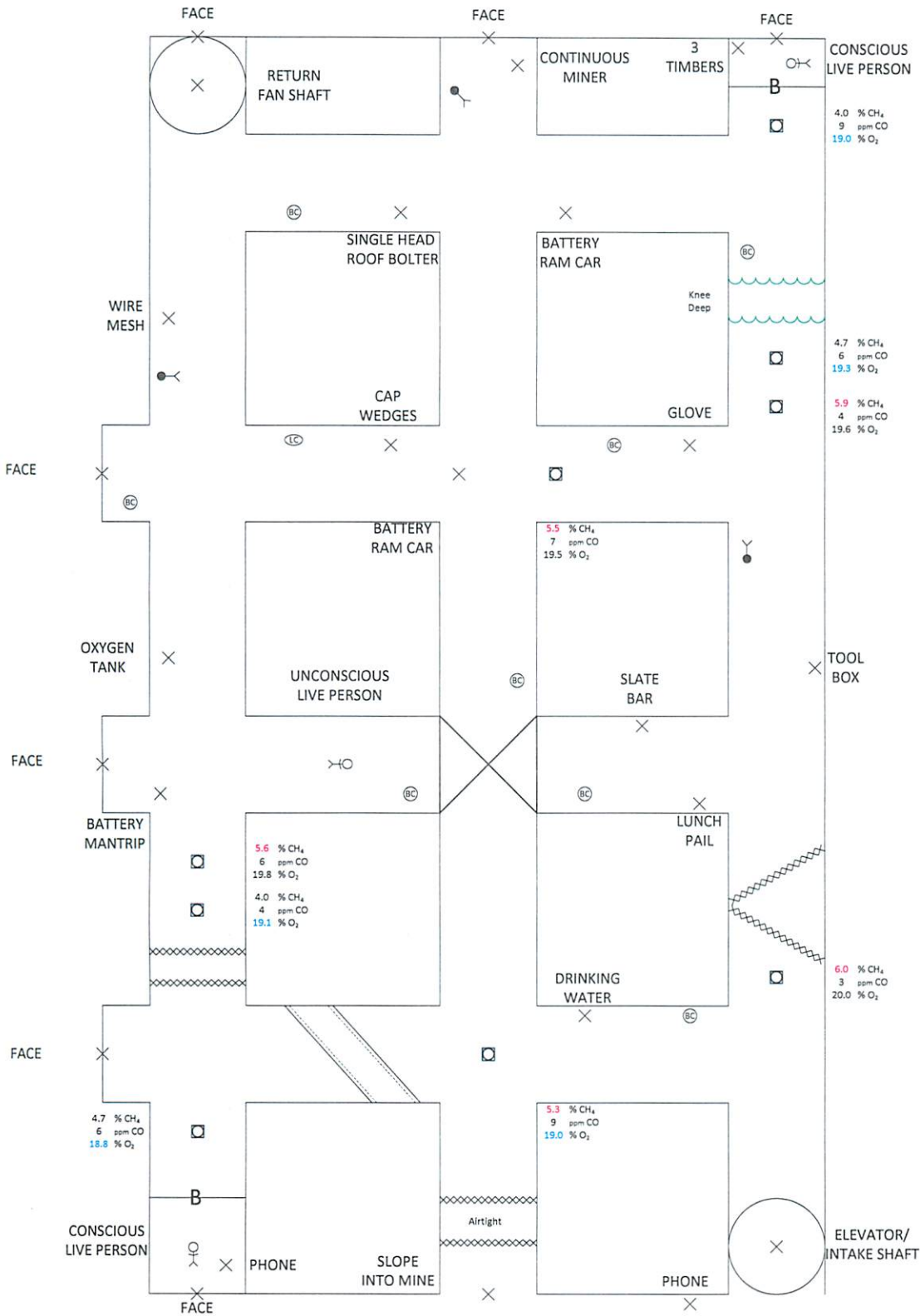
CC

BO

Final Map Harlan Day 2



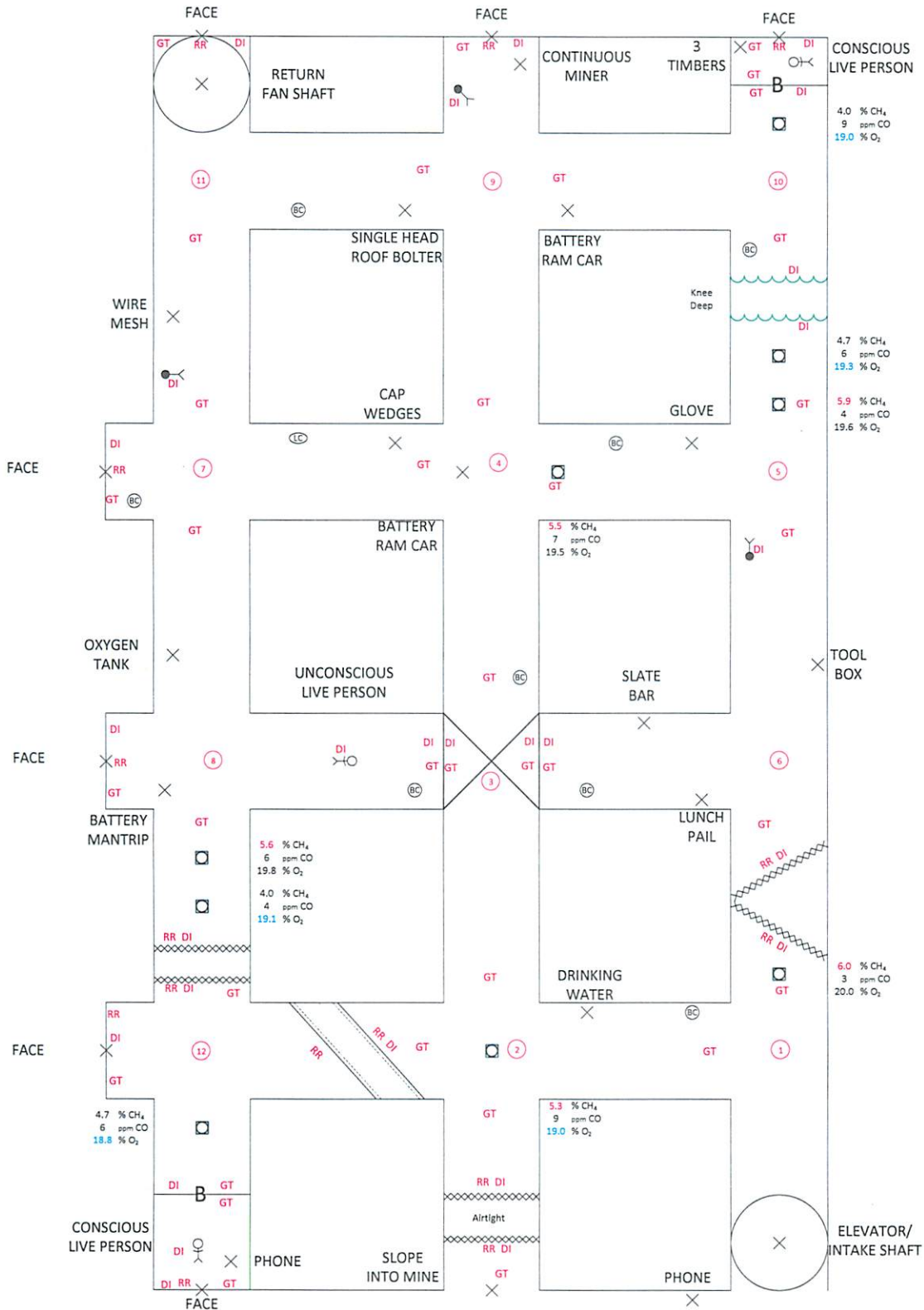
Problem Map Harlan Day 2



CC

BO

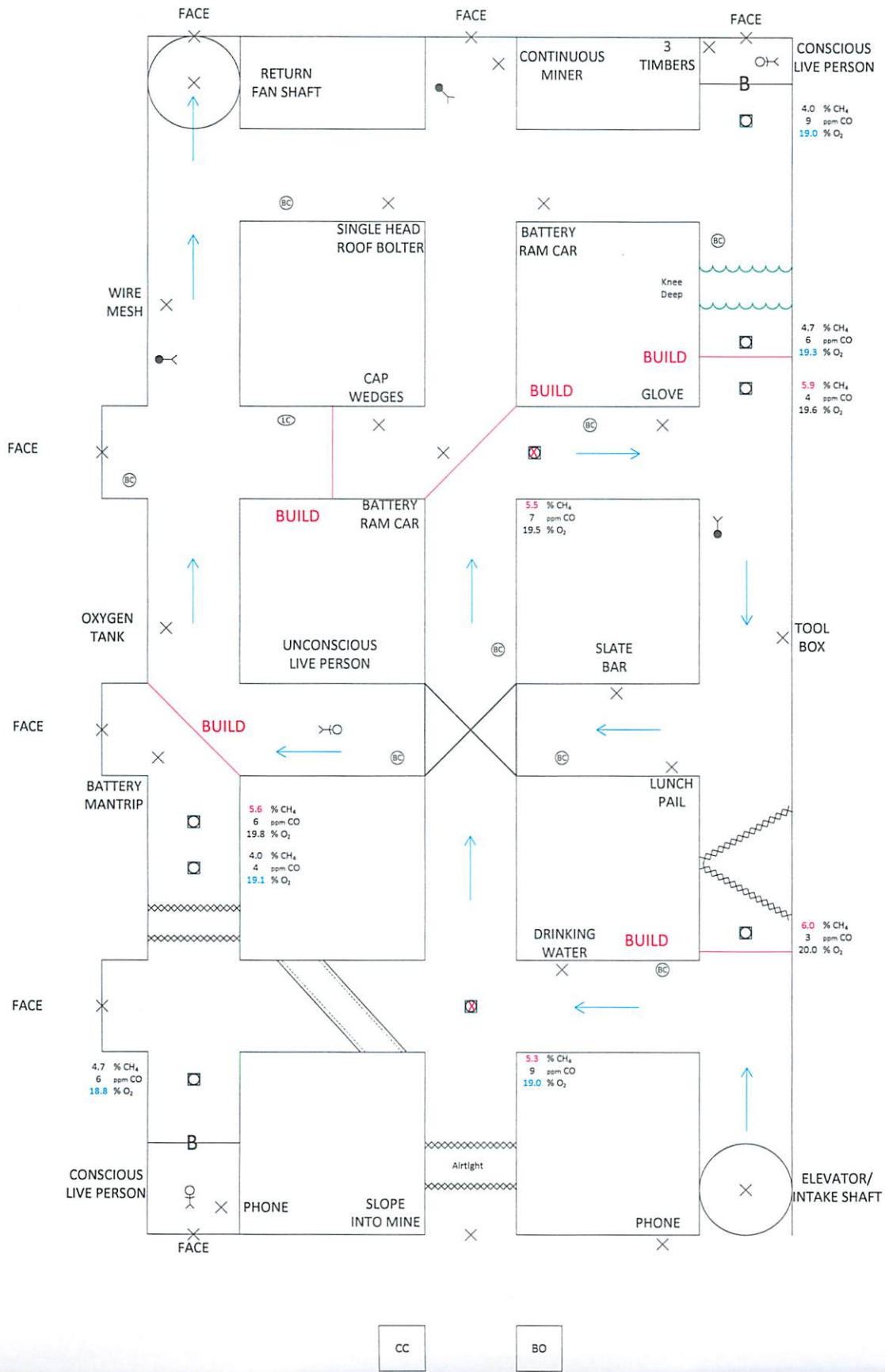
Team Stop Harlan Day 2



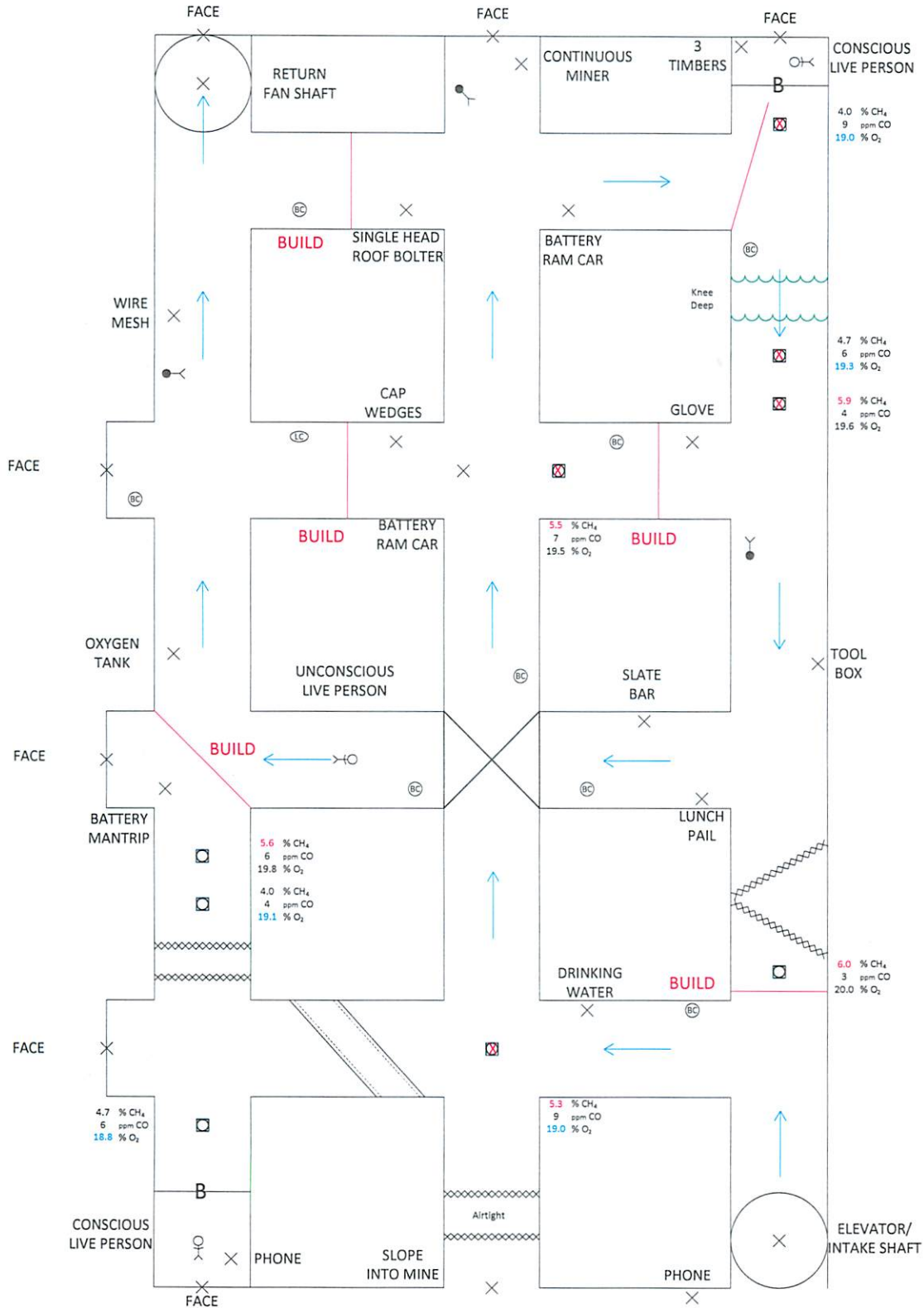
CC

BO

Vent 1 Harlan Day 2



Vent 2 Harlan Day 2



CC

BO

Vent 3 Harlan Day 2

